소요수 QTY G03	G02	G01	품번 ITEM	품명 DESCRIPTION	재질 MATERIAL	규격 SPECIFICATION	비고 REMARK
		1	01	Out Line		APM-FB01A_K	
	1		02	Out Line		APM-FB02A_K	
1			03	Out Line		APM-FB04A_K	

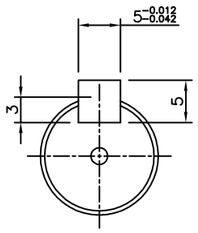

<축단 상세도 S/C 2:1>

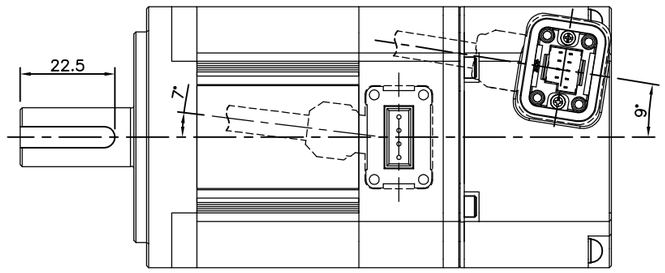

<외형 치수>

No.	Model	L	LM	LC
G01	APM-FB01A_K	109	79	43.5
G02	APM-FB02A_K	120	90	54.5
G03	APM-FB04A_K	140	110	74.5

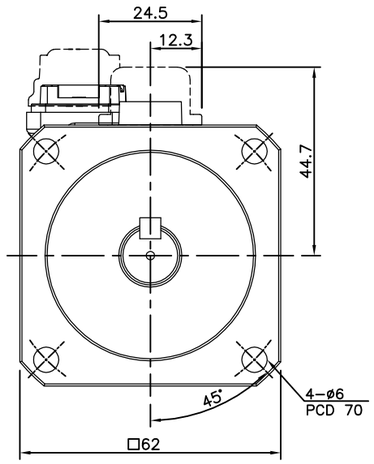

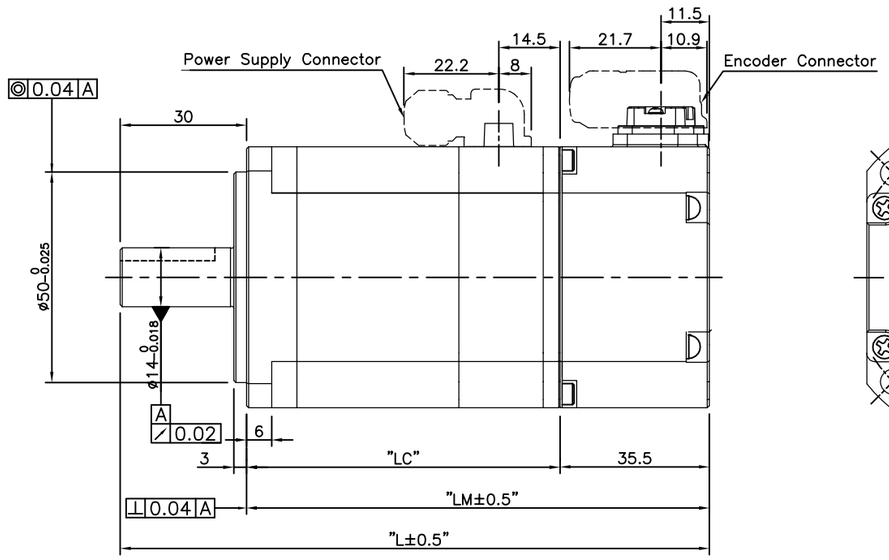

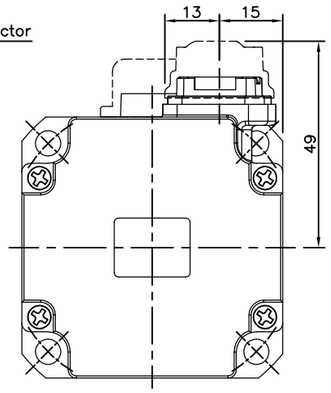

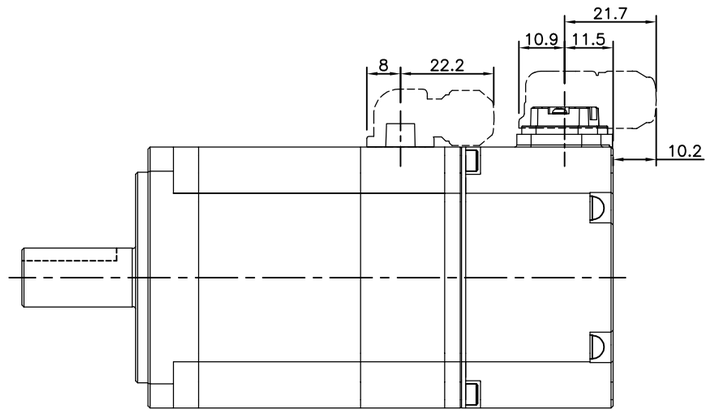

<Cable 인출 방향이, 축 반대 방향일 경우>

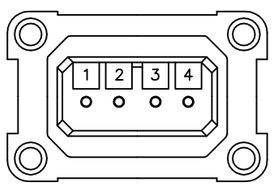

핀번호	선색	신호명
1	흑	W
2	백	V
3	적	U
4	녹	접지선

<전원용 Connector 핀 배열>



Single Turn (N)		
Pin 번호	신호명	Color
1	MA	녹색
2	SLO	백색
3	–	황색
4	0V	흑색
5	Shield	FG
6	$\overline{MA}$	청색
7	$\overline{SLO}$	핑크색
8	–	주황색
9	+5V	적색

Multi Turn (M)		
Pin 번호	신호명	Color
1	MA	녹색
2	SLO	백색
3	GND_B	황색
4	0V	흑색
5	Shield	FG
6	$\overline{MA}$	청색
7	$\overline{SLO}$	핑크색
8	VDD_B	주황색
9	+5V	적색

<Encoder Connector 핀 배열>

무지정 공차 TOLERANCE (K.S)	
공정 PROCESSING	등급 CLASS
	IT12

개정 CHANGE	
1	
2	
3	
4	
5	

LS Mecapion	삼각법 3RD ANGLE PROJECTION	척도 SCALE: NS	제품명 PRODUCT NAME: FM06 Servo Motor
	단위 DIMENSION: (MM)	일자 DATE: 2012.08.07	도면명칭 TITLE: Out Line (Key)
설계 DESIGNED	검도 CHECKED	승인 APPROVED	도면번호 DWG. NO.: FM06GA002
			참조도면 REF. NO.: Ver:1.0