소 요 수 QTY				품번	품 명	재 질	규 격	비 고
G04	G03	G02	G01	ITEM	DESCRIPTION	MATERIAL	SPECIFICATION	REMARK
			1	01	Out Line		FCL04A, FCL03D	
		1		02	Out Line		FCL06A, FCL05D	
	1			03	Out Line		FCL08A, FCL06D	
1				03	Out Line		FCL10A, FCL07D	

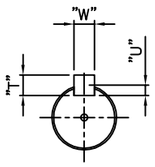

<축단 치수 상세도>

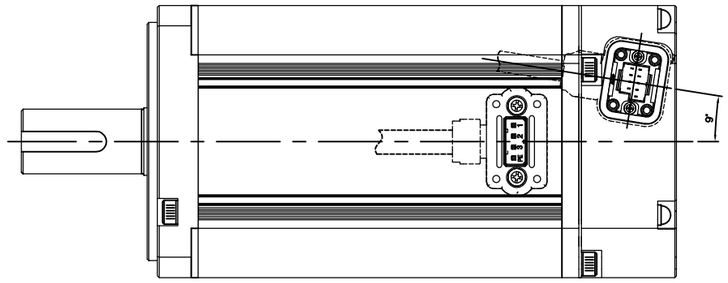

<외형 치수>

No.	Model	L	LM	LC	S	"H"	"T"	"W"	"U"
G01	APM-FCL04AMK, APM-FCL03DMK	138.7	98.7	70	14	-0.018	5	5	3
G02	APM-FCL06AMK, APM-FCL05DMK	156.7	116.7	88	19	-0.021	6	6	3.5
G03	APM-FCL08AMK, APM-FCL06DMK	174.7	134.7	106	19	-0.021	6	6	3.5
G04	APM-FCL10AMK, APM-FCL07DMK	192.7	152.7	124	19	-0.021	6	6	3.5

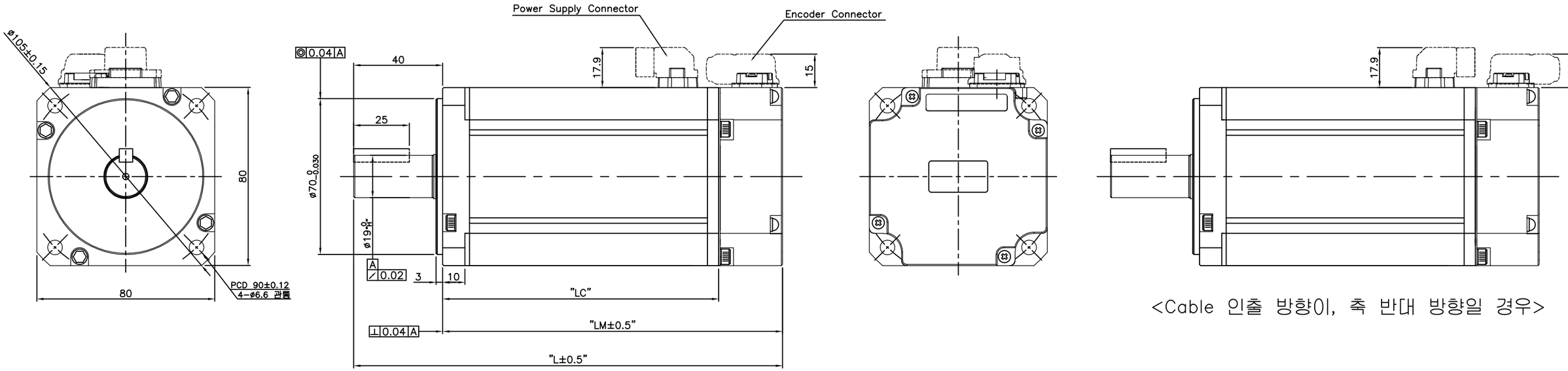

<Cable 인출 방향이, 축 반대 방향일 경우>

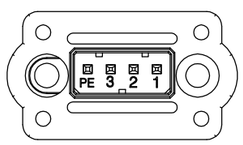

<SM-JN8-04R/Suntone>

핀번호	신호명
1	U
2	V
3	W
PE	접지선

<전원용 Connector 핀 배열>



<BASE ASSY : 2108418-1(Tyco)
HSG : 2108422-1(Tyco)
CONTACT : 2069391-2(Tyco)>

<Encoder Connector 핀 배열>

Multi Turn (M)		Multi Turn (M)	
Pin 번호	신호명	Pin 번호	신호명
1	MA	6	$\overline{MA}$
2	SLO	7	$\overline{SLO}$
3	GND_B	8	VDD_B
4	0V	9	+5V
5	Shield		

무지정 공차 TOLERANCE (K.S)	
공 정 PROCESSING	등 급 CLASS
	IT12

개정 CHANGE	
1	
2	
3	
4	
5	

LS Mecapion

삼 각 법 3RD ANGLE PROJECTION	척 도 SCALE	제 품 명 PRODUCT NAME	FCL Servo Motor
	NS		
단 위 DIMENSION	일 자 DATE	도면명칭 TITLE	Out Line(Key Type)
MM	2014.06.05		
설 계 DESIGNED / 검 도 CHECKED / 승 인 APPROVED		도면번호 DWG. NO.	SLM08GA001
		참조도면 REF. NO.	Ver:1.0